
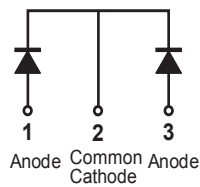


DSTF2080C



Pin out



Description

Littelfuse DST series Ultra Low V_F Schottky Barrier Rectifier is designed to meet the general requirements of commercial and industry applications by providing high temperature, low leakage and lower V_F products.

It is suitable for high frequency switching mode power supply, free-wheeling diodes and polarity protection diodes.

Features

- Ultra low forward voltage drop
- High frequency operation
- High junction temperature capability
- Guard ring for enhanced ruggedness and long term reliability
- Common cathode configuration in ITO-220AB package

Applications

- Switching mode power supply
- DC/DC converters
- Free-Wheeling diodes
- Polarity Protection Diodes

Maximum Ratings

| Parameters | Symbol | Test Conditions | Max | Unit |
|-------------------------------------------------------|-------------|--------------------------------------------------------------------|-----------------------------------|------|
| Peak Inverse Voltage | V_{RWM} | - | 80 | V |
| Average Forward Current | $I_{F(AV)}$ | 50% duty cycle @ $T_c = 85^\circ\text{C}$ rectangular wave form | 10 (per leg) 20 (total device) | A |
| Peak One Cycle Non-Repetitive Surge Current (per leg) | I_{FSM} | 8.3 ms, half Sine pulse | 100 | A |

Electrical Characteristics

| Parameters | Symbol | Test Conditions | Typ | Max | Unit |
|----------------------------------|----------|---------------------------------------------------------|------|------|---------------|
| Forward Voltage Drop (per leg) * | V_{F1} | @5A, Pulse, $T_J = 25^\circ\text{C}$ | 0.49 | - | V |
| | | @10A, Pulse, $T_J = 25^\circ\text{C}$ | 0.60 | 0.81 | |
| | V_{F2} | @5A, Pulse, $T_J = 125^\circ\text{C}$ | 0.44 | - | |
| | | @10A, Pulse, $T_J = 125^\circ\text{C}$ | 0.57 | 0.70 | |
| Reverse Current (per leg) * | I_{R1} | @ $V_R = \text{rated } V_R$, $T_J = 25^\circ\text{C}$ | 24 | 600 | μA |
| | I_{R2} | @ $V_R = \text{rated } V_R$, $T_J = 125^\circ\text{C}$ | 7 | 20 | mA |

* Pulse Width < 300 μs , Duty Cycle < 2%

Thermal-Mechanical Specifications

| Parameters | Symbol | Test Conditions | Max | Unit |
|-----------------------------------------------|------------|-----------------|-------------|------|
| Junction Temperature | T_J | | -55 to +150 | °C |
| Storage Temperature | T_{stg} | | -55 to +150 | °C |
| Thermal Resistance Junction to Case (per leg) | R_{thJC} | DC operation | 6.0 | °C/W |
| Approximate Weight | wt | | 2 | g |
| Case Style | | ITO-220AB | | |

Figure 1: Typical Forward Characteristics

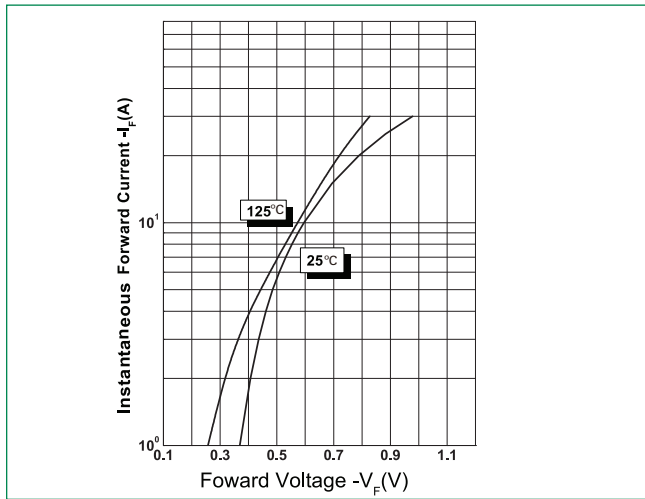


Figure 2: Typical Reverse Characteristics

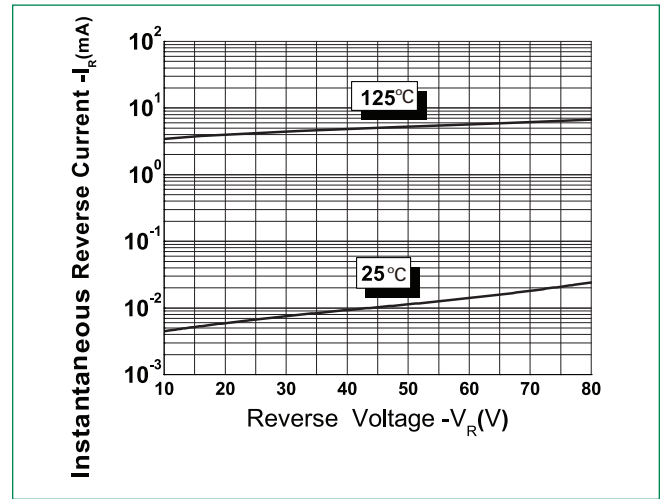
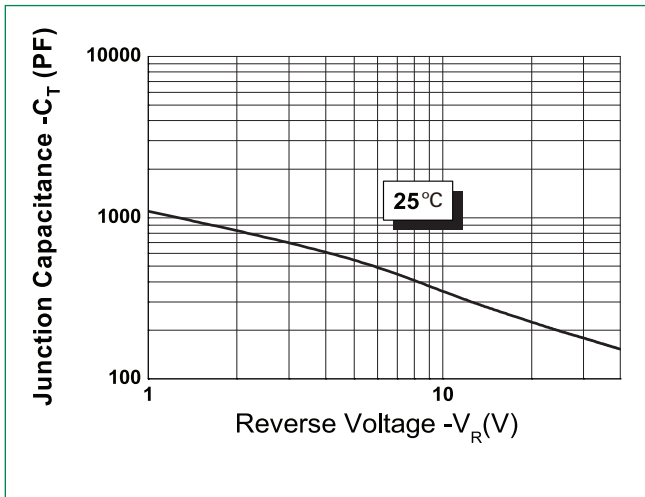


Figure 3: Typical Junction Capacitance



Dimensions- ITO-220AB

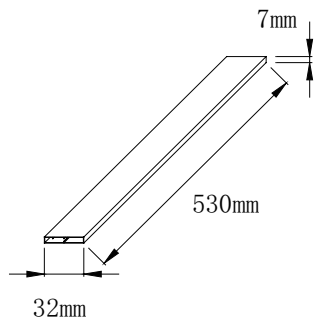


| Symbol | Millimeters | | |
|--------|-------------|-------|-------|
| | Min | Typ | Max |
| A | 4.30 | 4.50 | 4.70 |
| A1 | 1.10 | 1.30 | 1.50 |
| A2 | 2.80 | 3.00 | 3.20 |
| A3 | 2.50 | 2.70 | 2.90 |
| b | 0.50 | 0.60 | 0.75 |
| b1 | 1.10 | 1.20 | 1.35 |
| b2 | 1.50 | 1.60 | 1.75 |
| b3 | 1.20 | 1.30 | 1.45 |
| b4 | 1.60 | 1.70 | 1.85 |
| c | 0.55 | 0.60 | 0.75 |
| D | 14.80 | 15.00 | 15.20 |
| E | 9.96 | 10.16 | 10.36 |
| e | | 2.55 | |
| e1 | | 5.10 | |
| H1 | 6.50 | 6.70 | 6.90 |
| L | 12.70 | 13.20 | 13.70 |
| L1 | 1.60 | 1.80 | 2.00 |
| L2 | 0.80 | 1.00 | 1.20 |
| L3 | 0.60 | 0.80 | 1.00 |
| ØP1 | 3.30 | 3.50 | 3.70 |
| ØP2 | 2.99 | 3.19 | 3.39 |
| Q | 2.50 | 2.70 | 2.90 |
| Ø1 | | 5° | |
| Ø2 | | 4° | |
| Ø3 | | 10° | |
| Ø4 | | 5° | |
| Ø5 | | 5° | |

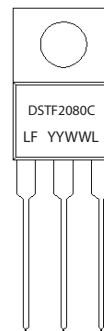
Packing Options

| Part Number | Marking | Packing Mode | M.O.Q |
|-------------|-----------|--------------|-------|
| DSTF2080C | DSTF2080C | 50pcs / Tube | 1000 |

Tube Specification



Part Numbering and Marking System



- DST = Device Type
- F = Package type
- 20 = Forward Current (20A)
- 80 = Reverse Voltage (80V)
- C = Configuration
- LF = Littelfuse
- YY = Year
- WW = Week
- L = Lot Number