

具有数字和模拟输出的 PGA900 可编程电阻式传感调节器

1 特性

- 高精度、低噪声、低功耗、小尺寸电阻式传感信号调节器
- 用户可编程的温度和非线性补偿
- 片上 ARM® Cortex®M0 微处理器允许用户开发和实现校准软件
- 单线制接口，可通过电源引脚进行通信，无需使用额外线路
- 片上电源管理，支持 3.3V 至 30V 较宽的电源电压范围
- 工作温度范围：-40°C 至 +150°C
- 存储器：
 - 8kB 软件存储器
 - 128 字节 EEPROM
 - 1kB 数据 SRAM
- 传感器灵敏度可调节范围：1mV/V 至 135mV/V
- 两个单独的模拟前端 (AFE) 链，每个链包括：
 - 低噪声可编程增益放大器
 - 24 位 Σ - Δ 模数转换器
- 内置有温度传感器，也可选择使用外部温度传感器
- 带有可编程增益放大器的 14 位 DAC
- 输出选项：
 - 比例电压输出和绝对电压输出
 - 4mA 至 20mA 电流回路接口
 - 基于电源线的单线制接口 (OWI)
 - PWM 输出
 - 串行外设接口 (SPI)
 - 内部集成电路 (I²C)
- 耗尽型 MOSFET 栅极驱动器
- 诊断功能

2 应用

- 压力传感发送器和变送器
- 液位计和流量计
- 体重秤、载荷计和应变计
- 热电偶、热敏电阻和两线制电阻温度计 (RTD)
- 电阻式现场变送器

3 说明

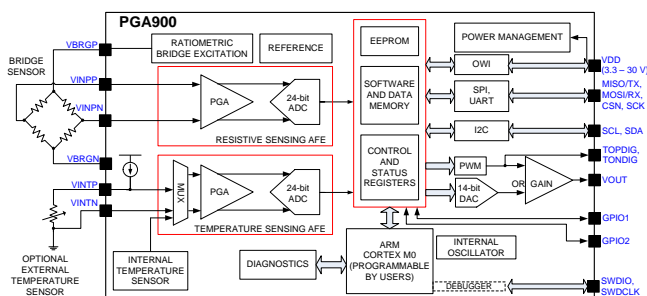
PGA900 是一款面向电阻式传感应用的信号调节器。该器件适用于多种检测元件类型。PGA900 通过两个模拟前端通道对其输入信号进行放大和数字化调节。通过片上 ARM Cortex M0 处理器中的用户可编程软件，PGA900 可以执行线性化、温度补偿及其他用户定义的补偿算法。经调节的信号可以三线制比例电压、绝对电压、二线制 4-20mA 电流回路或 PWM 的形式输出。该器件还可以通过 SPI、I²C、通用异步收发器 (UART) 和 2 个通用输入输出 (GPIO) 端口访问数据和配置寄存器。此外，凭借独特的 OWI，该器件可以通过电源引脚进行单线通信和配置，无需使用额外线路。PGA900 的工作电压范围为 3.3V 至 30V，工作温度范围为 -40°C 至 +150°C。

器件信息⁽¹⁾

编号	封装	封装尺寸 (标称值)
PGA900	VQFN (36)	6.00mm x 6.00mm
	DSBGA (36)	3.66mm x 3.66mm

(1) 如需了解所有可用封装，请参阅数据表末尾的可订购产品附录。

PGA900 简化方框图



4 器件和文档支持

4.1 文档支持

4.1.1 相关文档

请参阅如下相关文档：

- 德州仪器 (TI), 《将 PGA900 用作容性负载驱动器》应用手册
- 德州仪器 (TI), 《将 PGA900 用作 4mA 至 20mA 电流回路变送器》应用手册
- 德州仪器 (TI), 《了解 PGA900 DAC 增益放大器的开环增益》应用手册
- 德州仪器 (TI), 《将 PGA900 仪表放大器连接到电阻式电桥传感器》应用手册
- 德州仪器 (TI), 《了解 PGA900 DAC 增益放大器的开环输出阻抗》应用手册
- 德州仪器 (TI), 《与 PGA900 相连的电阻式电桥压力传感器的系统噪声分析》应用手册
- 德州仪器 (TI), 《PGAxxxEVM-034 用户指南》
- 德州仪器 (TI), 《PGA900 软件用户指南》
- 德州仪器 (TI), 《PGA900 压力和温度传感器信号调节器用户指南》

4.2 接收文档更新通知

要接收文档更新通知，请导航至 Ti.com.cn 上的器件产品文件夹。单击右上角的通知我进行注册，即可每周接收产品信息更改摘要。有关更改的详细信息，请查看任何已修订文档中包含的修订历史记录。

4.3 社区资源

下列链接提供到 TI 社区资源的连接。链接的内容由各个分销商“按照原样”提供。这些内容并不构成 TI 技术规范，并且不一定反映 TI 的观点；请参阅 TI 的《使用条款》。

TI E2E™ Online Community TI's Engineer-to-Engineer (E2E) Community. Created to foster collaboration among engineers. At e2e.ti.com, you can ask questions, share knowledge, explore ideas and help solve problems with fellow engineers.

Design Support TI's Design Support Quickly find helpful E2E forums along with design support tools and contact information for technical support.

4.4 商标

E2E is a trademark of Texas Instruments.
ARM, Cortex are registered trademarks of ARM Ltd.
All other trademarks are the property of their respective owners.

4.5 静电放电警告



这些装置包含有限的内置 ESD 保护。存储或装卸时，应将导线一起截短或将装置放置于导电泡棉中，以防止 MOS 门极遭受静电损伤。

4.6 术语表

SLYZ022 — TI 术语表。

这份术语表列出并解释术语、缩写和定义。

5 机械、封装和可订购信息

以下页面包含机械、封装和可订购信息。这些信息是指定器件的最新可用数据。数据如有变更，恕不另行通知，且不会对此文档进行修订。如需获取此数据表的浏览器版本，请查阅左侧的导航栏。

PACKAGING INFORMATION

Orderable Device	Status (1)	Package Type	Package Drawing	Pins	Package Qty	Eco Plan (2)	Lead finish/ Ball material (6)	MSL Peak Temp (3)	Op Temp (°C)	Device Marking (4/5)	Samples
PGA900ARHHR	ACTIVE	VQFN	RHH	36	2500	RoHS & Green	NIPDAU	Level-2-260C-1 YEAR	-40 to 150	PGA900A RHH	Samples
PGA900ARHHT	ACTIVE	VQFN	RHH	36	250	RoHS & Green	NIPDAU	Level-2-260C-1 YEAR	-40 to 150	PGA900A RHH	Samples
PGA900AYZSR	ACTIVE	DSBGA	YZS	36	1500	RoHS & Green	SNAGCU	Level-1-260C-UNLIM	-40 to 150	PGA900A YZS	Samples
PGA900AYZST	ACTIVE	DSBGA	YZS	36	250	RoHS & Green	SNAGCU	Level-1-260C-UNLIM	-40 to 150	PGA900A YZS	Samples

(1) The marketing status values are defined as follows:

ACTIVE: Product device recommended for new designs.

LIFEBUY: TI has announced that the device will be discontinued, and a lifetime-buy period is in effect.

NRND: Not recommended for new designs. Device is in production to support existing customers, but TI does not recommend using this part in a new design.

PREVIEW: Device has been announced but is not in production. Samples may or may not be available.

OBSELETE: TI has discontinued the production of the device.

(2) **RoHS:** TI defines "RoHS" to mean semiconductor products that are compliant with the current EU RoHS requirements for all 10 RoHS substances, including the requirement that RoHS substance do not exceed 0.1% by weight in homogeneous materials. Where designed to be soldered at high temperatures, "RoHS" products are suitable for use in specified lead-free processes. TI may reference these types of products as "Pb-Free".

RoHS Exempt: TI defines "RoHS Exempt" to mean products that contain lead but are compliant with EU RoHS pursuant to a specific EU RoHS exemption.

Green: TI defines "Green" to mean the content of Chlorine (Cl) and Bromine (Br) based flame retardants meet JS709B low halogen requirements of <=1000ppm threshold. Antimony trioxide based flame retardants must also meet the <=1000ppm threshold requirement.

(3) MSL, Peak Temp. - The Moisture Sensitivity Level rating according to the JEDEC industry standard classifications, and peak solder temperature.

(4) There may be additional marking, which relates to the logo, the lot trace code information, or the environmental category on the device.

(5) Multiple Device Markings will be inside parentheses. Only one Device Marking contained in parentheses and separated by a "~" will appear on a device. If a line is indented then it is a continuation of the previous line and the two combined represent the entire Device Marking for that device.

(6) Lead finish/Ball material - Orderable Devices may have multiple material finish options. Finish options are separated by a vertical ruled line. Lead finish/Ball material values may wrap to two lines if the finish value exceeds the maximum column width.

Important Information and Disclaimer: The information provided on this page represents TI's knowledge and belief as of the date that it is provided. TI bases its knowledge and belief on information provided by third parties, and makes no representation or warranty as to the accuracy of such information. Efforts are underway to better integrate information from third parties. TI has taken and

continues to take reasonable steps to provide representative and accurate information but may not have conducted destructive testing or chemical analysis on incoming materials and chemicals. TI and TI suppliers consider certain information to be proprietary, and thus CAS numbers and other limited information may not be available for release.

In no event shall TI's liability arising out of such information exceed the total purchase price of the TI part(s) at issue in this document sold by TI to Customer on an annual basis.

TAPE AND REEL INFORMATION

QUADRANT ASSIGNMENTS FOR PIN 1 ORIENTATION IN TAPE


*All dimensions are nominal

Device	Package Type	Package Drawing	Pins	SPQ	Reel Diameter (mm)	Reel Width W1 (mm)	A0 (mm)	B0 (mm)	K0 (mm)	P1 (mm)	W (mm)	Pin1 Quadrant
PGA900ARHHT	VQFN	RHH	36	250	180.0	16.4	6.3	6.3	1.1	12.0	16.0	Q2

TAPE AND REEL BOX DIMENSIONS


*All dimensions are nominal

Device	Package Type	Package Drawing	Pins	SPQ	Length (mm)	Width (mm)	Height (mm)
PGA900ARHHT	VQFN	RHH	36	250	210.0	185.0	35.0

GENERIC PACKAGE VIEW


RHH 36

VQFN - 1 mm max height

6 x 6, 0.5 mm pitch


PLASTIC QUAD FLATPACK - NO LEAD

This image is a representation of the package family, actual package may vary.
Refer to the product data sheet for package details.



4225440/A

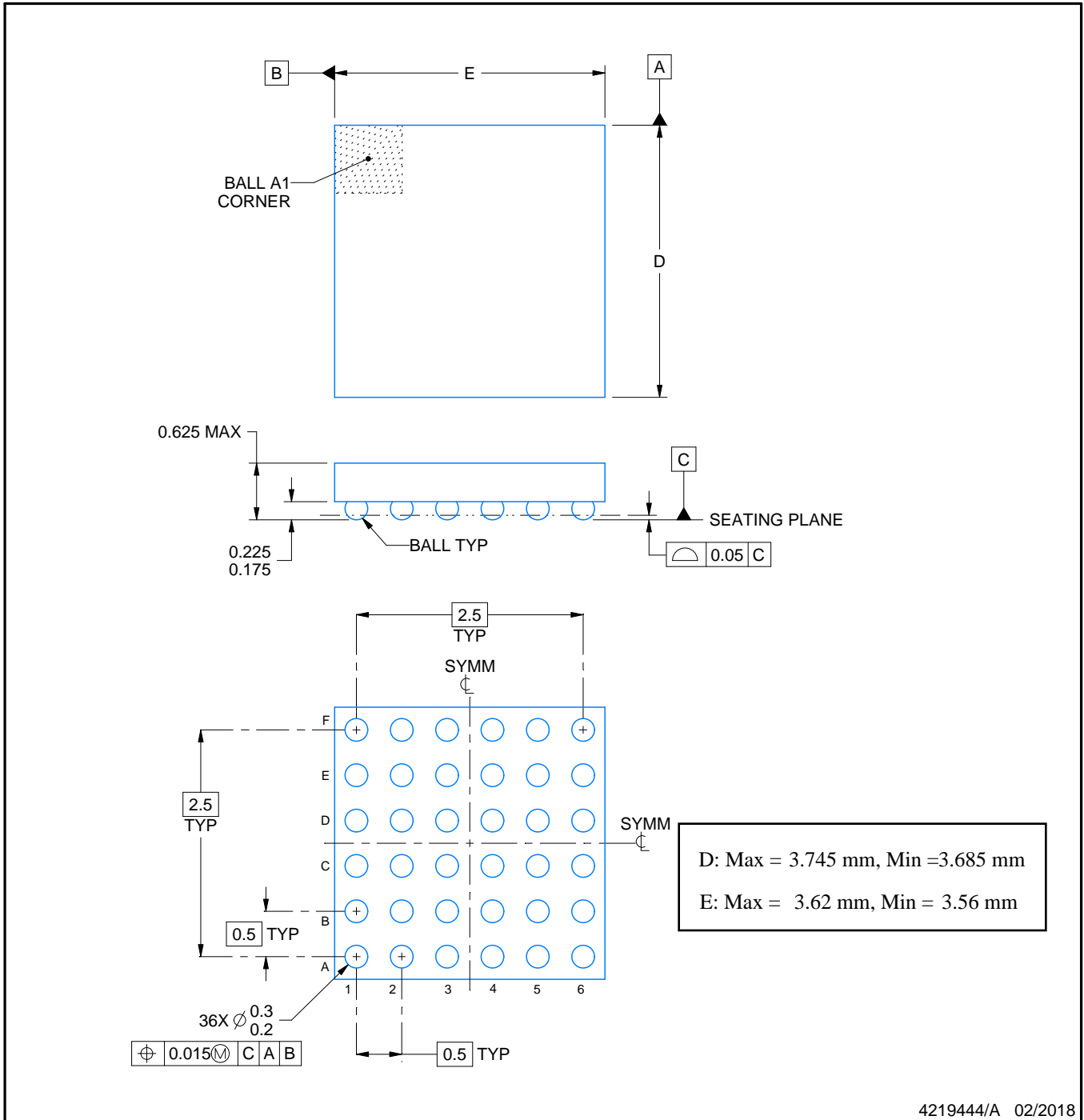
YZS0036



PACKAGE OUTLINE

DSBGA - 0.625 mm max height

DIE SIZE BALL GRID ARRAY



NOTES:

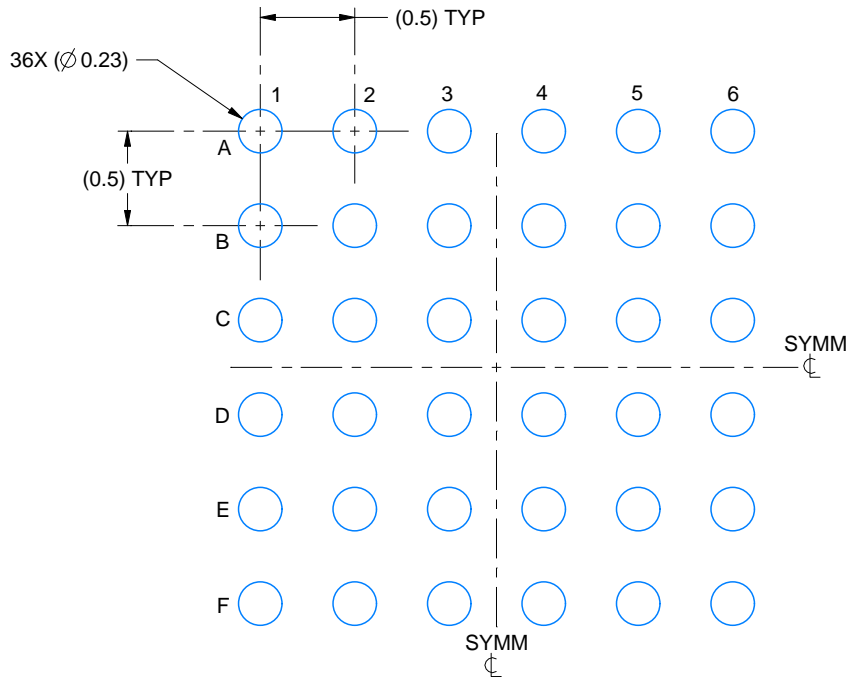
1. All linear dimensions are in millimeters. Any dimensions in parenthesis are for reference only. Dimensioning and tolerancing per ASME Y14.5M.
2. This drawing is subject to change without notice.

EXAMPLE BOARD LAYOUT

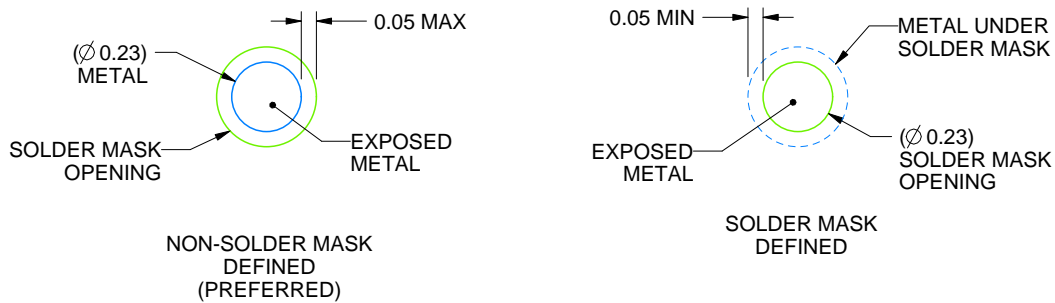
YZS0036

DSBGA - 0.625 mm max height

DIE SIZE BALL GRID ARRAY



LAND PATTERN EXAMPLE
EXPOSED METAL SHOWN
SCALE: 25X



SOLDER MASK DETAILS
NOT TO SCALE

4219444/A 02/2018

NOTES: (continued)

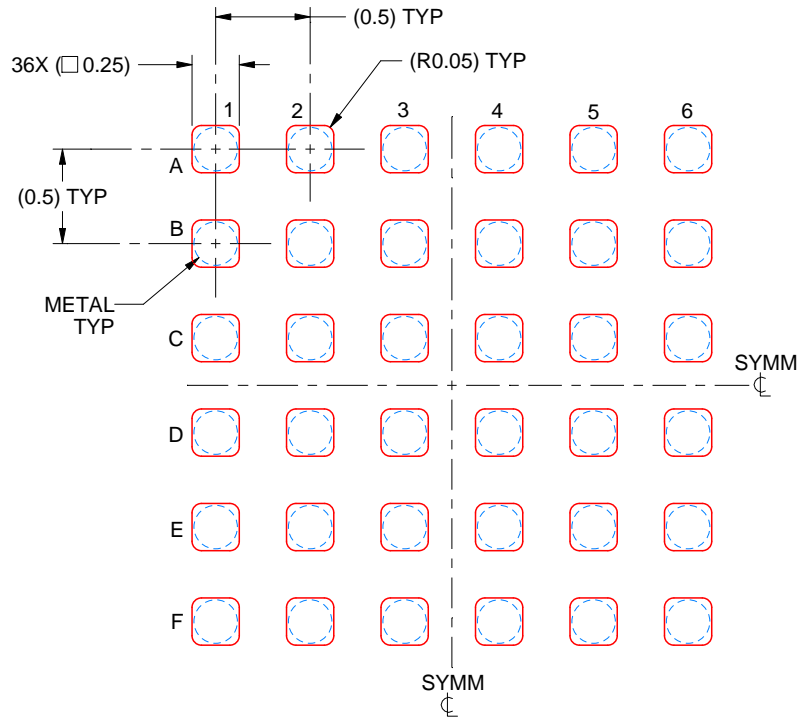
- Final dimensions may vary due to manufacturing tolerance considerations and also routing constraints. See Texas Instruments Literature No. SNVA009 (www.ti.com/lit/snva009).

EXAMPLE STENCIL DESIGN

YZS0036

DSBGA - 0.625 mm max height

DIE SIZE BALL GRID ARRAY



SOLDER PASTE EXAMPLE
BASED ON 0.1 mm THICK STENCIL
SCALE: 25X

4219444/A 02/2018

NOTES: (continued)

4. Laser cutting apertures with trapezoidal walls and rounded corners may offer better paste release.

重要声明和免责声明

TI“按原样”提供技术和可靠性数据（包括数据表）、设计资源（包括参考设计）、应用或其他设计建议、网络工具、安全信息和其他资源，不保证没有瑕疵且不做任何明示或暗示的担保，包括但不限于对适销性、某特定用途方面的适用性或不侵犯任何第三方知识产权的暗示担保。

这些资源可供使用 TI 产品进行设计的熟练开发人员使用。您将自行承担以下全部责任：(1) 针对您的应用选择合适的 TI 产品，(2) 设计、验证并测试您的应用，(3) 确保您的应用满足相应标准以及任何其他功能安全、信息安全、监管或其他要求。

这些资源如有变更，恕不另行通知。TI 授权您仅可将这些资源用于研发本资源所述的 TI 产品的应用。严禁对这些资源进行其他复制或展示。您无权使用任何其他 TI 知识产权或任何第三方知识产权。您应全额赔偿因在这些资源的使用中对 TI 及其代表造成的任何索赔、损害、成本、损失和债务，TI 对此概不负责。

TI 提供的产品受 [TI 的销售条款](#) 或 [ti.com](#) 上其他适用条款/TI 产品随附的其他适用条款的约束。TI 提供这些资源并不会扩展或以其他方式更改 TI 针对 TI 产品发布的适用的担保或担保免责声明。

TI 反对并拒绝您可能提出的任何其他或不同的条款。

邮寄地址：Texas Instruments, Post Office Box 655303, Dallas, Texas 75265

Copyright © 2023，德州仪器 (TI) 公司