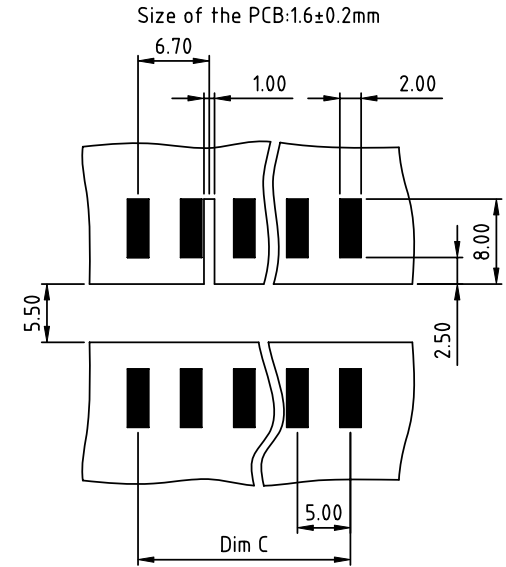
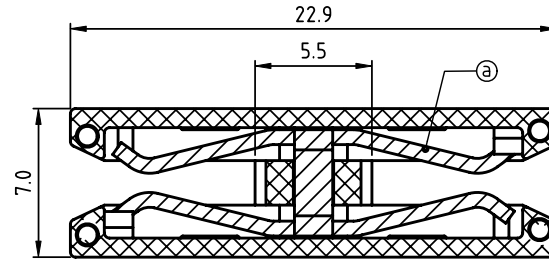
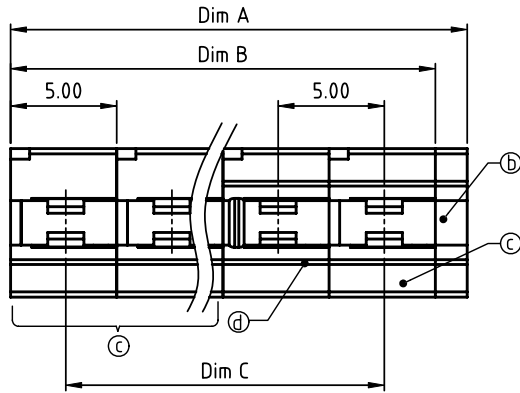


PRODUCT NUMBER	PITCH
KFxx70x000JOG	5.00 mm



RECOMMENDED P.C.B LAYOUT  
TOP VIEW

Material:

- Item ③ Female contact: PhBz(CuSn), Tin plated
- Item ④ Terminal Cover: Thermoplastic (UL94V-0)
- Item ⑤ Terminal housing: Thermoplastic (UL94V-0)
- Item ⑥ Terminal housing (B Type): Thermoplastic (UL94V-0)

Electrical cULus

- Voltage rating: 300VAC
- Current rating: 10A
- Withstanding Voltage: 1.6KV
- Operating temperature: -40°C to +115°C

Dimension

Dim A	N×5.0+1.50
Dim B	N×5.0
Dim C	(N-1)×5.0

N=Number of poles

Poles	Tolerance
2p-6p	±0.15
7p-13p	±0.20
14p-18p	±0.30
19p-24p	±0.35

PART NO.: KF xx 70 x 0 00JO G

End stackable	0	Color	Black (RAL9005)	RoHS compliant	(lead<4%)
No. of poles	2		Red (RAL3001/D)	In copper Alloy	
02	2 poles	3	Orange(RAL2011/P)		
03	3 poles	4	Yellow(RAL1018/A)		
...	...	5	Green(RAL6018/T)		
24	24 poles	6	Blue (RAL5015/A)		
		8	Grey(RAL7035/D)		
		9	White(RAL1102)		
		C	Green(RAL6018/U)		

mat'l. code		surface	tolerance	projection	product family
		ASME Y14.5	ASME Y14.5		TERMINAL BLOCK
ltr ecn no dr date		tolerances unless otherwise specified			title
				MM	TERMINAL BLOCK
		angles	X.±0.5	scale	PCB CONNECTOR,BOARD TO BOARD
		±	X.X±0.3		
		X*±1*	X.XX±0.1		
		dr	EVIN ZHONG 050614		dwg no
		enrg	EVIN ZHONG 050614		sheet 1 of 1
		chr	HANKE FENG 050614		size
		appd	SHI JUN 050614		A4
sheet index	revision sheet	A	1		type
					CUSTOMER Drawing