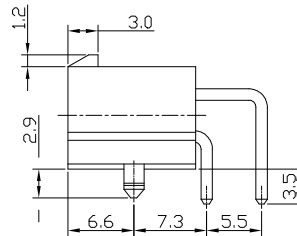


PRODUCT NUMBER
SEE PART NO. TABLE



PCB LAYOUT COMPONENT SIDE
FOR 6 ~ 24 POS.

NOTES:

- MATERIAL:
HSG: UL94V-0. OPTIONAL MATERIAL AND COLOR.
TERMINAL: BRASS.
PLATING: OPTIONAL ON CONTACT AREA.
- THIS PLUG MATES WITH FCI RECEPTACLE WIRE CONNECTOR 10127815.
- PRODUCT SPECIFICATION: GS-12-1181.
- PACKAGE SPECIFICATION: GS-14-2362.
- THE HOUSING WILL WITHSTAND EXPOSURE TO 235°C PEAK TEMPERATURE FOR 5 SECONDS IN A WAVE SOLDER APPLICATION WITH A 1.6mm MINIMUM THICK CIRCUIT BOARD. THE HOUSING WILL WITHSTAND EXPOSURE TO 260 °C PEAK TEMPERATURE FOR 10 SECONDS IN A REFLOW OVEN. (FOR LCP ONLY)

6. PART NUMBER SCHEME:

10127819- XX X X X X X L F

POS. CODE: — PACKAGE:
02: 2 POS. — BLANK: TRAY
04: 4 POS. — T: TAPE & REEL
24: 24 POS. — LOCATING PEG:
— BLANK: NONE
— P: BOTH PEGS

HSG MATERIAL:
1: NYLON 66
2: LCP
G: NYLON 66 (GLOW WIRE COMPATIBLE)

PLATING CODE:
1: GOLD FLASH
2: 100µ" BRIGHT TIN
3: 15µ" Au
4: 30µ" Au
5: 100µ" MATTE TIN
6: 160µ" MATTE TIN OVER
50µ" NICKEL

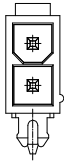
HSG COLOR:
1: NATURAL
2: BLACK
3: BLUE
4: RED

7. DIMENSIONAL & PART NO. TABLE:

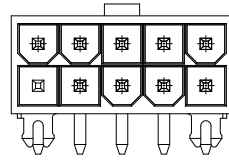
PART NUMBER	POS.	A	B
10127819-02XXXXXLF	02	5.4	9.6
10127819-04XXXXXLF	04	4.2	13.8
10127819-06XXXXXLF	06	8.4	18.0
10127819-08XXXXXLF	08	12.6	22.2
10127819-10XXXXXLF	10	16.8	26.4
10127819-12XXXXXLF	12	21.0	30.6
10127819-14XXXXXLF	14	25.2	34.8
10127819-16XXXXXLF	16	29.4	39.0
10127819-18XXXXXLF	18	33.6	43.2
10127819-20XXXXXLF	20	37.8	47.4
10127819-22XXXXXLF	22	42.0	51.6
10127819-24XXXXXLF	24	46.2	51.6



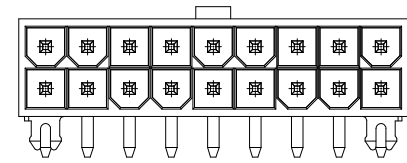
mat'l. code		surface		tolerance	projection	product family	
ltr	ecn no	dr	date	tolerances unless otherwise specified		mm	Minitek Pwr4.2
H	ELX-T-23408	TAI	2016-08-11	angles	linear		
J	ELX-N-26437	TONY	2017-03-22	0°±5°	linear	MINITEK PWR4.2 WTB HEADER DUAL ROW, R/A, DIP TYPE	
K	ELX-N-27446	TONY	2017-07-12	dr	KENNY_TAI		2013-11-11
L	ELX-N-29540	TONY	2018-03-14	enrg	KENNY_TAI	2013-11-11	dwg no
F	ELX-T-20405	TAI	2015-03-10	chr	KENNY_TAI	2013-11-11	
G	ELX-T-23149	TAI	2016-01-28	appd	PM_ZHENG	2013-11-22	10127819
sheet index	revision sheet	L	L				
		1	2				A4



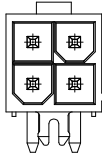
2 POS



10 POS



18 POS



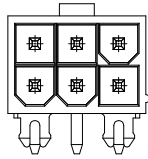
4 POS



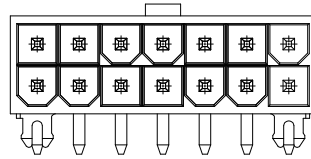
12 POS



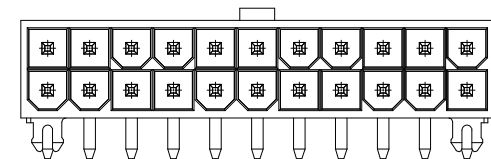
20 POS



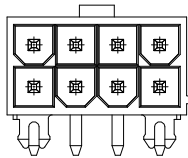
6 POS



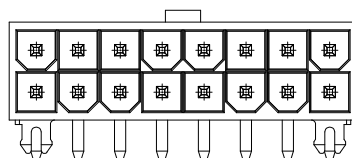
14 POS



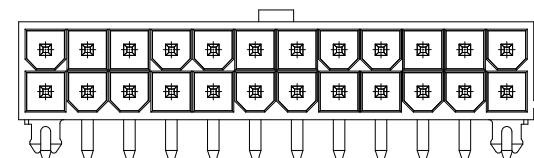
22 POS



8 POS



16 POS



24 POS

mat'l. code		surface <input checked="" type="checkbox"/> tolerance		projection		product family Minitek Pwr4.2	
ltr	ecn no	dr	date	tolerances unless otherwise specified		title	
				angles	linear	MINITEK PWR4.2 WTB HEADER	
					.X±0.4	DUAL ROW, R/A, DIP TYPE	
				σ±5°	.XX±0.3	scale N.T.S.	
		dr	KENNY_TAI	2013-11-11			
		enr	KENNY_TAI	2013-11-11			
		chr	KENNY_TAI	2013-11-11			
		appd	PM_ZHENG	2013-11-22			
sheet index	revision sheet	L	L			dwg no 10127819	
	1 2					sheet 2 of 2 size A4	
						type Product Customer Drawing	