

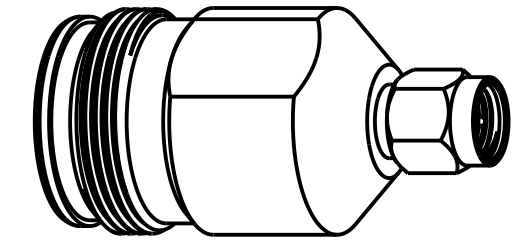
NOTES:

1. MATERIAL AND FINISH (PLATING THICKNESS IN MICRO-INCHES):
 BODY - BRASS, ALBALOY PLATING
 CONTACT - BERYLLIUM COPPER, SILVER PLATING
 INSULATOR - PTFE, NATURAL
2. ELECTRICAL:
 A. IMPEDANCE: 50 OHM
 B. FREQUENCY RANGE: DC-6 GHz
 C. RETURN LOSS: 1.05 Max. @ DC-4GHz
 1.10 Max. @ 4~6GHz
 D. INSERTION LOSS: 0.05+0.05*SQRT(f) dB
 E. INTERMODULATION 3RD ORDER: -160 dBc MAX.(2*20 W)
 F. DIELECTRIC WITHSTANDING VOLTAGE: 2500 VRMS. MIN. 60 Hz
3. MECHANICAL:
 A. DURABILITY: 500 CYCLES MIN.
 B. TEMPERATURE RANGE: -55°C TO +90°C

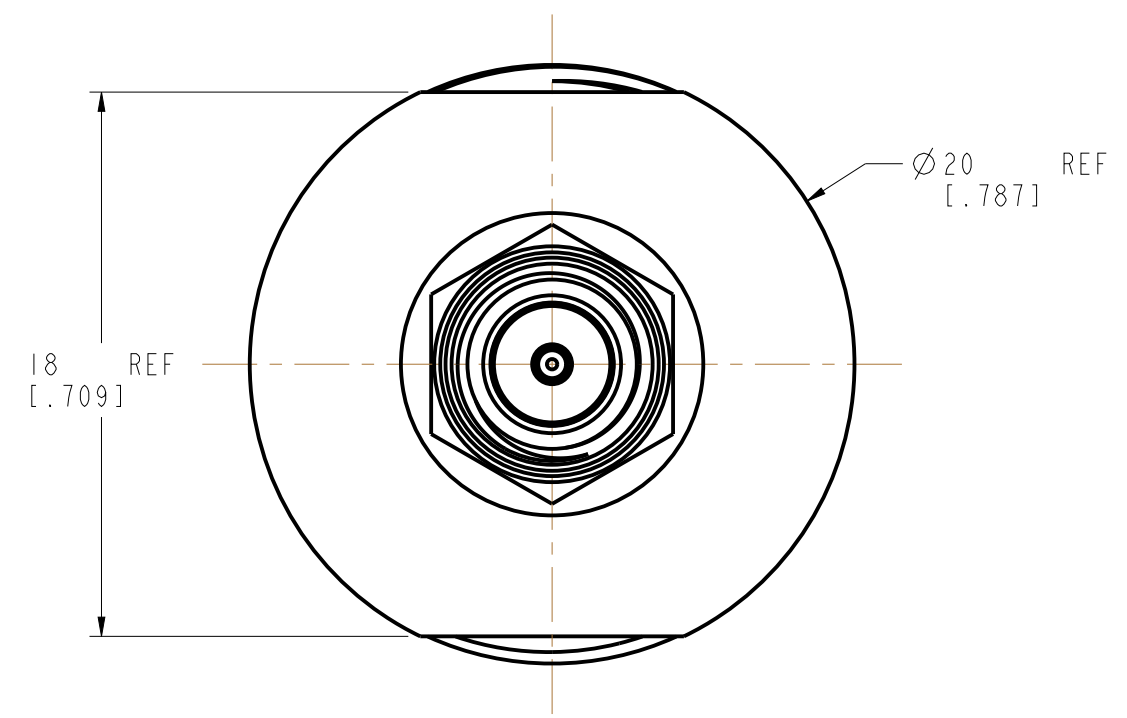
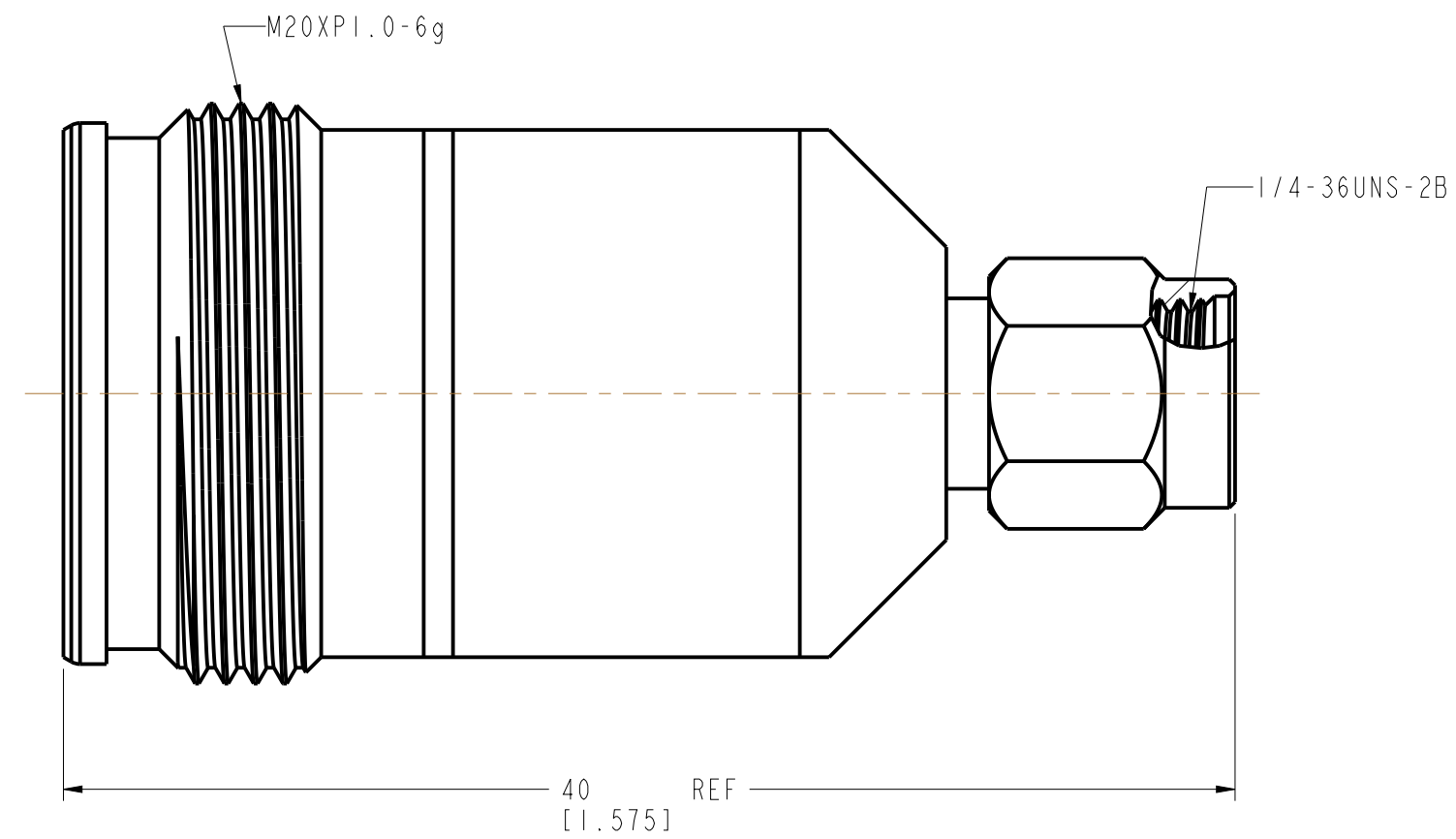
THIRD ANGLE PROJ.

REVISIONS

REV	DESCRIPTION	DATE	ECO	APPR
A	RELEASE TO MFG.	3/22/16	00201	KCE



SCALE 1.500



CUSTOMER OUTLINE DRAWING

ALL OTHER SHEETS ARE FOR INTERNAL USE ONLY

UNLESS OTHERWISE SPECIFIED, DIMENSIONS ARE IN METRIC AND TOLERANCES ARE: <0.5mm ±0.05mm 0.5 - 6mm ±0.1mm 6 - 30mm ±0.2mm 30 - 120mm ±0.3mm ANGLES ±1°	MATERIAL	DRAWN R.MAO	DATE 31-Dec-14	TITLE SMA PLUG TO 4.3-10 JACK TYPE ADAPTER	Amphenol RF www.amphenolrf.com
	NOTICE - These drawings, specifications, or other data (1) are, and remain the property of Amphenol corp. (2) must be returned upon request; and (3) are confidential and not to be disclosed to any person other than those to whom they are given by Amphenol Corp. the furnishing of these drawings, specifications, or other data by Amphenol Corp., or to any other person to anyone for any purpose is not to be regarded by implication or otherwise in any manner licensing, granting rights to permitting such holder or any other person to manufacture, use or sell any product, process or design, patented or otherwise, that may in any way be related to or disclosed by said drawings, specifications, or other data.	REFERENCE AD-4310JSMAP-1 EAR 6396	ENGINEER R.MAO		
	FINISH	APPROVED H.HE	DATE 31-Dec-14	SCALE: 1.0:1.0 SHEET 2 OF 2	ITEM NO. 88F-11M-AB-5-F
		CAD FILE		DWG SIZE B	PART NO. AD-4310JSMAP-1
				REV A	