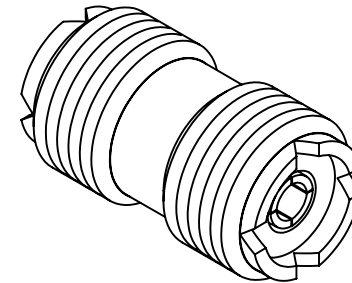
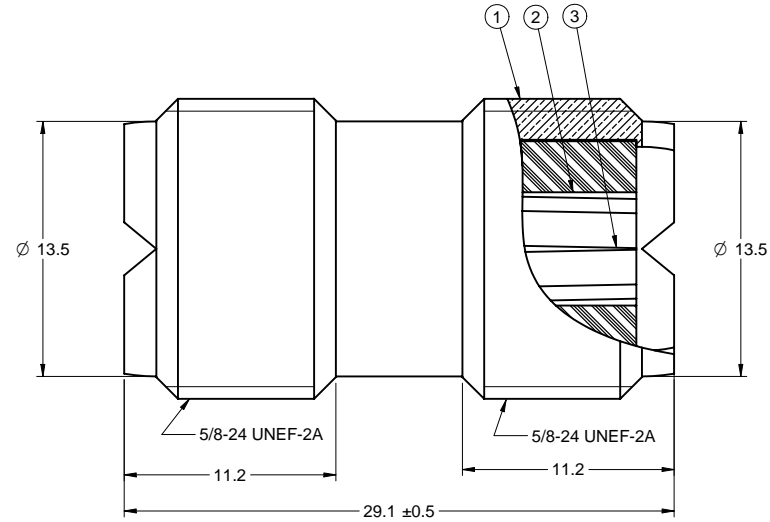
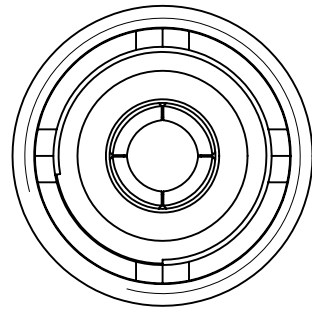


PART NUMBER	ITEM ① BODY	ITEM ② INSULATOR	ITEM ③ CONTACT
CP-AD204	BRASS NICKEL PLATED	DELRIN	BERLLIUM GOLD PLATED

DRAWING NO. CP-AD204	
REVISIONS	
A	RELEASE FOR QUTATION 06-21-06
B	ADD NOTES 4 & 5 CHANGE TOL. ON OVERALL LENGTH 12-26-06



NOTES:

- ELECTRICAL SPECIFICATIONS
UHF IMPEDANCE: NON-CONSTANT
WORKING VOLTAGE: 500 VOLTS RMS AT SEA LEVEL
DIELECTRIC WITHSTANDING VOLTAGE: 1500 VOLTS RMS AT SEA LEVEL
INSULATION RESISTANCE: 5000 MEGOHMS MIN
- ENVIRONMENTAL SPECIFICATIONS
TEMPERATURE RANGE: -55 °C TO +85 °C
- MECHANICAL CHARACTERISTICS:
DURABILITY: 500 CYCLES
- PRODUCT SHOULD BE RoHS COMPLIANCE.
- PACKAGING REQUIREMENT FOLLOWS ENGINEERING DOCUMENT P/N 836-4020001XX

THIS DRAWING TO BE INTERPRETED
PER ANSI Y 14.5M - 1994

COMPANY CONFIDENTIAL



TOLERANCE UNLESS OTHERWISE SPECIFIED		DRAWN BY GARY.ZHG		DATE 12-26-06	
DECIMALS	mm	CHECKED BY LINDA.WU		DATE 12-26-06	
X	+ 1.0	APPROVED BY THOMAS		DATE 12-26-06	
X.X	+ 0.5				
X.XX	+ 0.2				
ANGLES	+ 0.5°	U/M	mm		

TITLE
UHF ADAPTER, JACK TO JACK

THIS DRAWING WAS PRODUCED BY COMPUTER,
DO NOT SCALE DRAWING OR UPDATE MANUALLY.

SHEET 1 OF 1	DRAWING NO. CP-AD204	SIZE C
-----------------	-------------------------	-----------