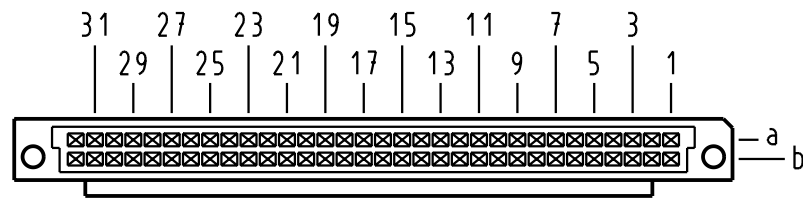


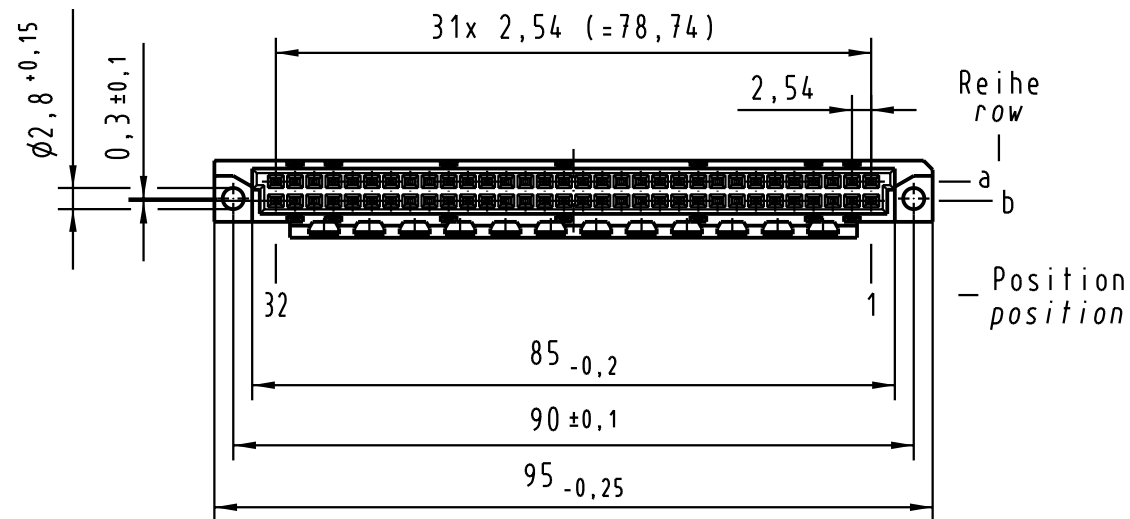
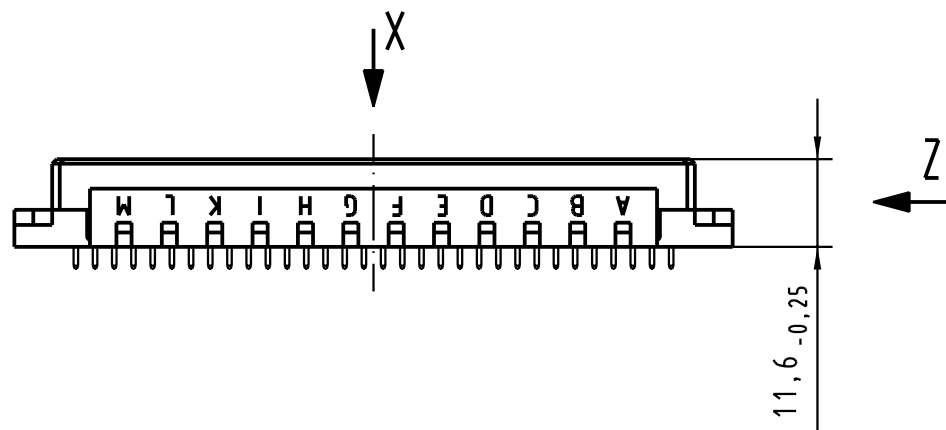
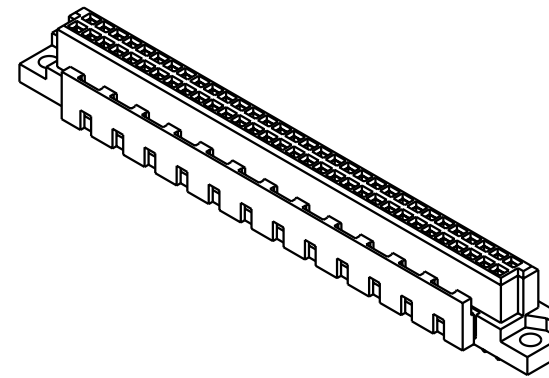
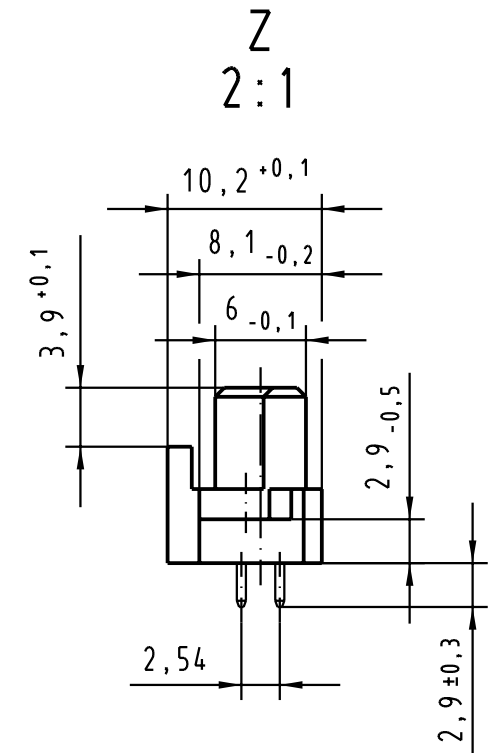
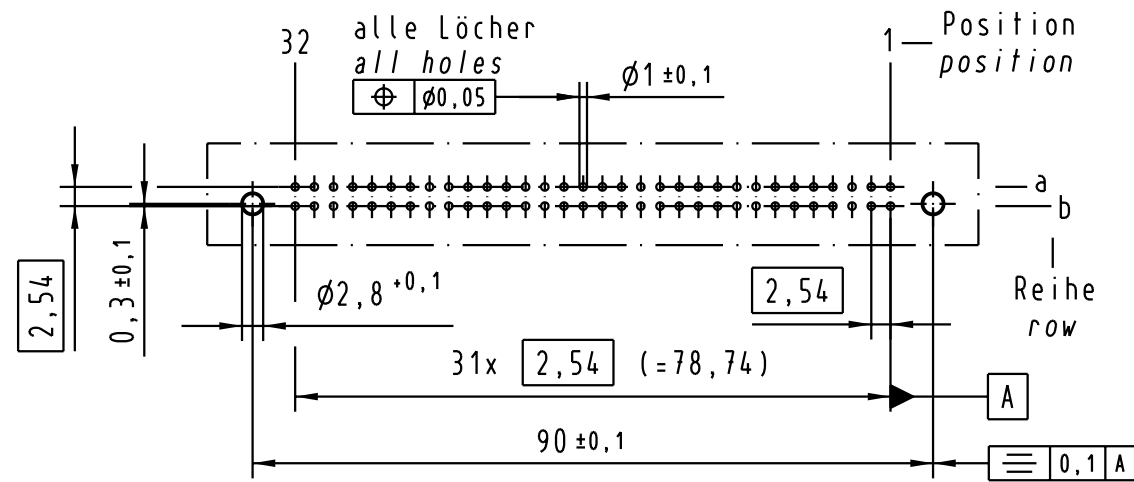
X
 Kontaktanordnung
 Contact arrangement



64 Signal Kontakte
 64 signal contacts

- ☒ = Kontaktposition belegt
 = position with contact
- ☐ = Kontaktposition nicht belegt
 = position without contact

X
 (Lochbild)
 (Board drillings)



09 02 764 6824	2	Au über/over PdNi
Bestell-Nr. Part-No.	Anforderungsstufe nach IEC performance level per IEC	Kontaktoberfläche Contact Plating

30288 Mod.	Dat.	Name	Techn. Character.			Nicht tolerierte Maß/Free size tolerances siehe / see IEC 60603-2		
				Dat.	Name	Maßstab/Scale 1:1 (2:1)	Bauform B Federleiste mit Kodierung Einlöt 2,9 , 64 pol. type B female connector with coding solder 2,9 , 64 pol.	
				Detail.	16.11.01			Rie.
				Insp.	16.11.01			kfoe
			Stand.					
			HARTING Electronics GmbH & Co. KG D-32339 ESPELKAMP			TB 09 02 764 x824		
						Blatt/page		