

4

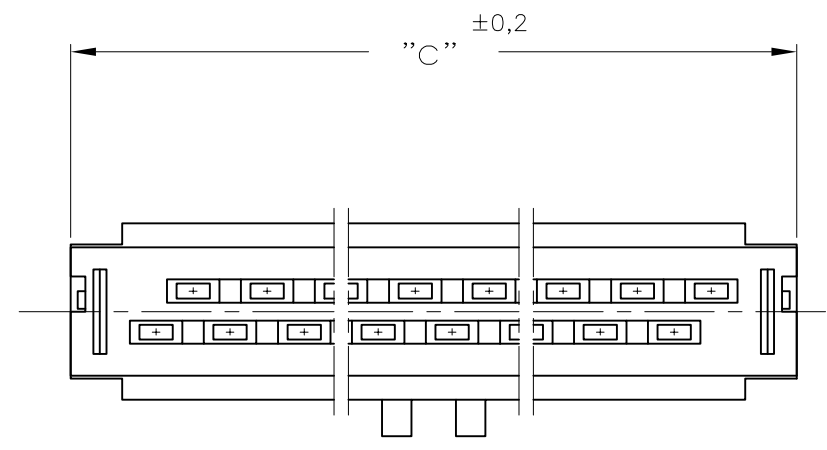
3

2

1

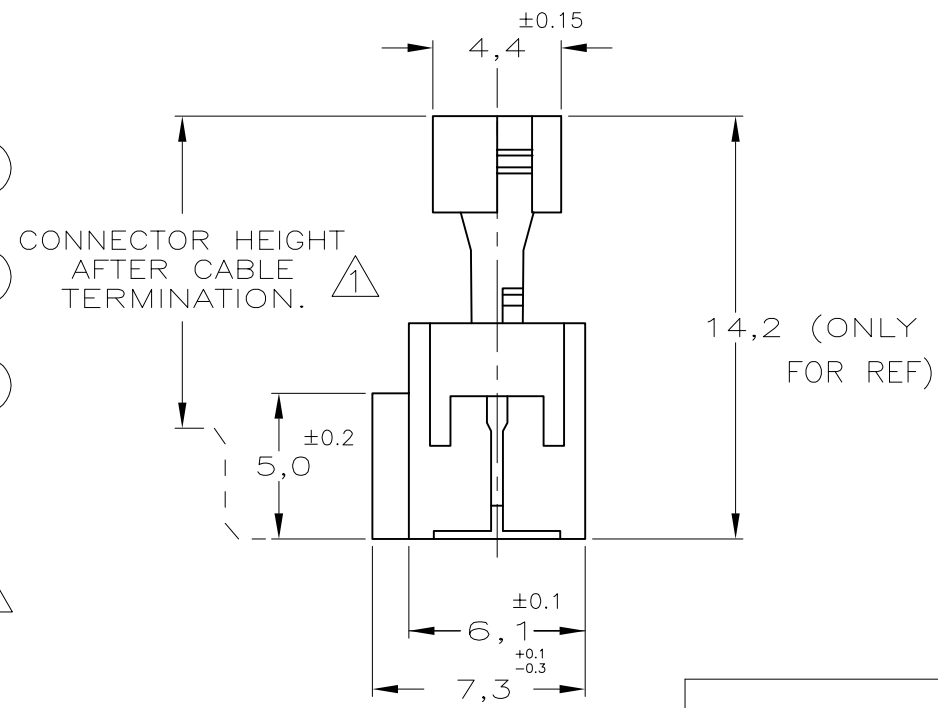
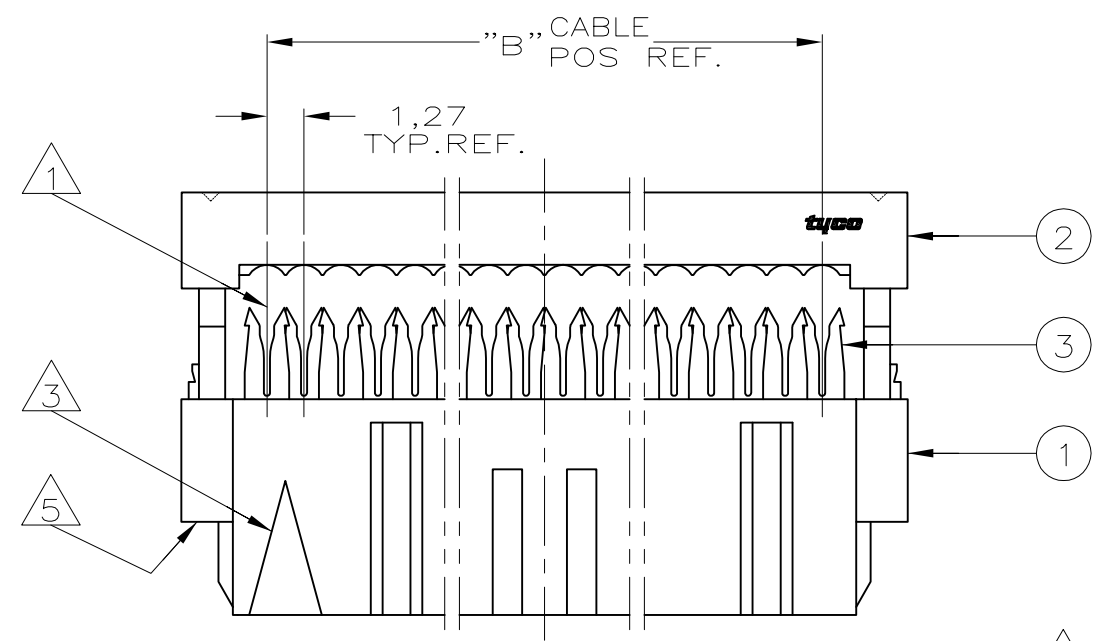
THIS DRAWING IS UNPUBLISHED. RELEASED FOR PUBLICATION
 © COPYRIGHT - By - ALL RIGHTS RESERVED.

LOC	DIST	REVISIONS					
		P	LTR	DESCRIPTION	DATE	DWN	APVD
J	-		E	ADDED PACKING INFORMATION	27JUN2012	Y.U	T.K

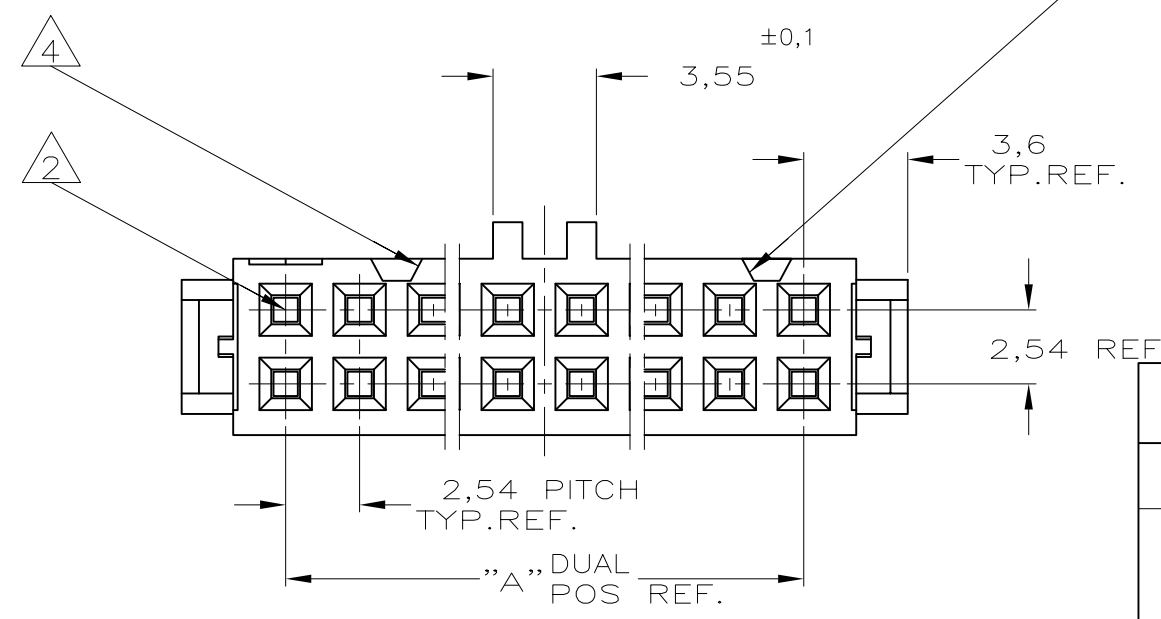


NOTES:

- ① CONNECTOR IS DESIGNED FOR FLAT RIBBON CABLE ON 1,27 CENTERS . FOR CABLE REQUIREMENTS SEE AMP APPLICATION SPECIFICATION 114-19022.
- ② THESE RECEPTACLE CONNECTORS MATE WITH 0,64^{±0,05} mm SQUARE OR ROUND POSTS ON 2,54mm GRID.
- ③ MARK INDICATING FIRST CABLE POSITION REFERRING TO CONTACT POSITION.
- ④ THERE IS NO POLARIZATION-SLOT AT THIS END IN 6, 10 AND 14 POS CONNECTORS.
- ⑤ THESE CONNECTORS CAN BE USED IN CONJUNCTION WITH STRAIN-RELIEF COVERS OF PARTNR: 182762.
- ⑥ THERE IS NO POLARIZATION-SLOT AT THIS END IN 6 POS CONNECTORS.
- ⑦ PRODUCT SPECIFICATION 108-19033.
- ⑧ OBSOLETE PARTS: OBSOLETE CIS STREAMLINING PER D.RENAUD/D.SINISI



DIM."C"	"B" CABLE POS.	"A" DUAL POS.	PARTNUMBER	PART REV.	
85,9	64	32	6-215911-4	D	
80,8	60	30	6-215911-0	D	
68,1	50	25	5-215911-0	D	
60,5	44	22	4-215911-4	D	
55,4	40	20	4-215911-0	D	
47,8	34	17	3-215911-4	D	
42,7	30	15	3-215911-0	D	
37,6	26	13	2-215911-6	D	
30,0	20	10	2-215911-0	D	
24,9	16	8	1-215911-6	D	
22,4	14	7	1-215911-4	D	
17,3	10	5	1-215911-0	D	
OBSOLETE	14,8	8	4	0-215911-8	C
OBSOLETE	12,2	6	3	0-215911-6	D
OBSOLETE	9,7	4	2	0-215911-4	C



COMPONENT NAME	MATERIAL	PLATING / COLOUR
③ RECEPTACLE CONTACT	PHOSPHORBRONZE Cu Sn6	AT CONTACT-PLACE: 0,2µm GOLD AT WIRING END: 2,5µm TIN ENTIRE UNDERCOATING: 1,27µm NICKEL
② COVER	THERMOPLASTIC POLYESTER UL 94 -V0	GREY RAL 7032 (ONLY FOR REF.)
① HOUSING		

THIS DRAWING IS A CONTROLLED DOCUMENT.

DWN	W.R.VERBEET	04FEB1988
CHK	R.VERSTIJNEN	05FEB1988
APVD	L.V.SOEST	05FEB1988
PRODUCT SPEC	-	-
APPLICATION SPEC	-	-
WEIGHT	-	-

STE TE Connectivity

AMP-LATCH_MIL-TYPE
RECEPTACLE_CONNECTOR
ASSEMBLY_(SYMMETRIC_COVER)

SIZE	CAGE CODE	DRAWING NO	RESTRICTED TO
A3	00779	C-215911	-

CUSTOMER DRAWING SCALE 4:1 SHEET 1 OF 2 REV E

4

3

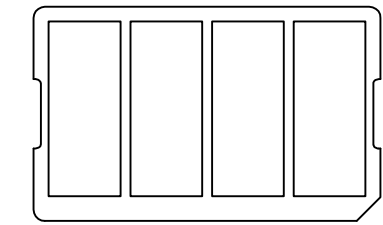
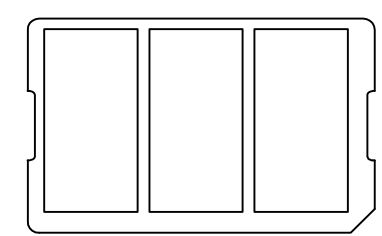
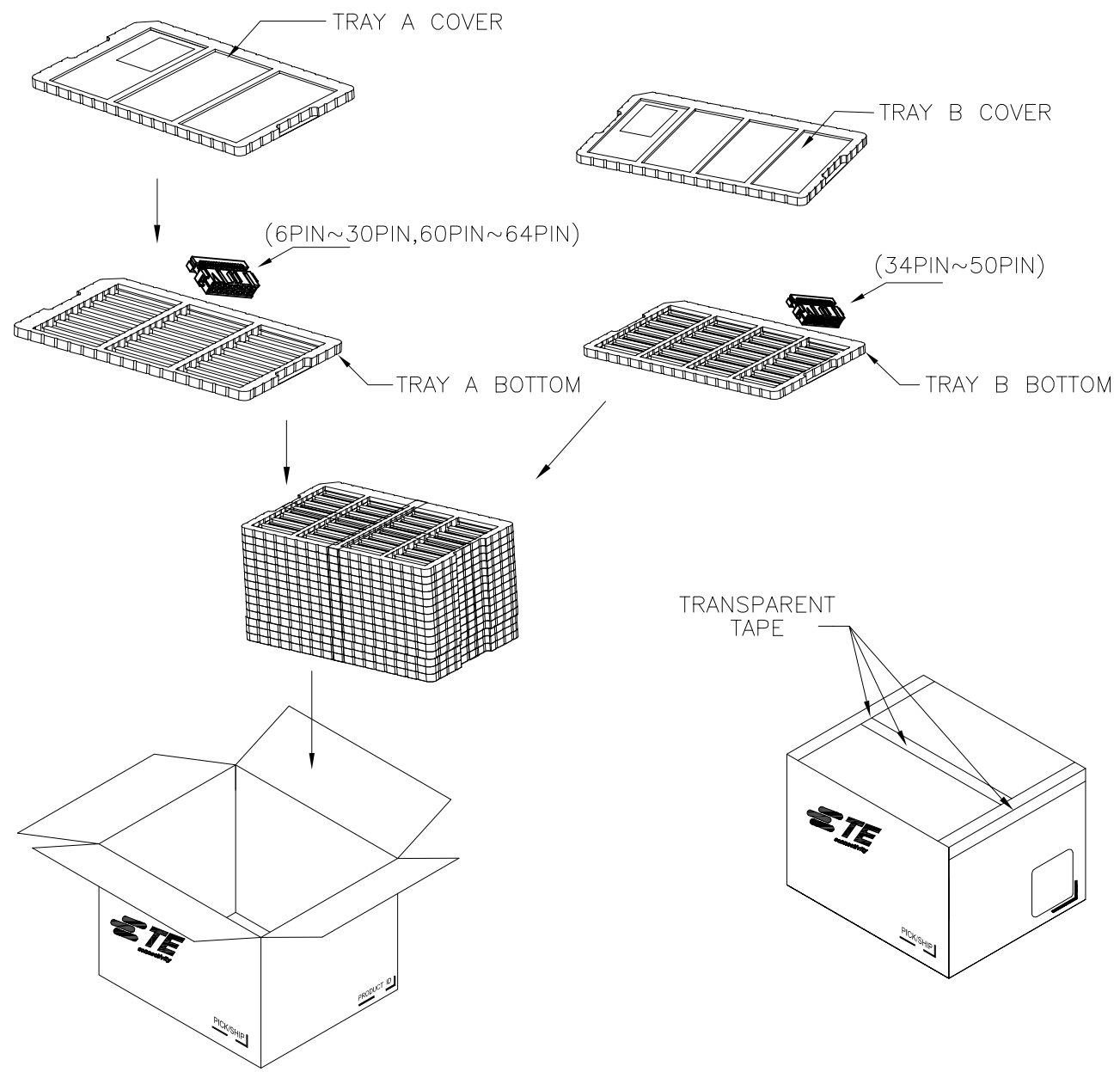
2

1

THIS DRAWING IS UNPUBLISHED. RELEASED FOR PUBLICATION
© COPYRIGHT - By - ALL RIGHTS RESERVED.

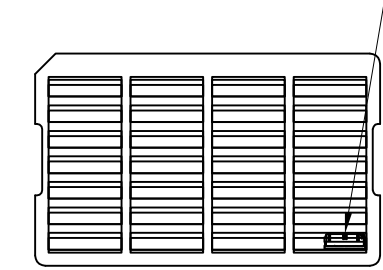
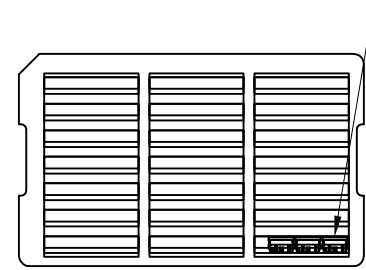
LOC	DIST	REVISIONS					
		P	LTR	DESCRIPTION	DATE	DWN	APVD
J	-	-	-	SEE SHEET 1	-	-	-

PACKAGING SPECIFICATION



TRAY A COVER

TRAY B COVER



TRAY A BOTTOM

TRAY B BOTTOM

THIS DRAWING IS A CONTROLLED DOCUMENT.		DWN W.R.VERBEET.	04FEB1988	STE TE Connectivity	
DIMENSIONS: mm		CHK R.VERSTIJNEN	05FEB1988		
TOLERANCES UNLESS OTHERWISE SPECIFIED:		APVD L.V.SOEST	05FEB1988	NAME AMP-LATCH_MIL-TYPE RECEPTACLE_CONNECTOR ASSEMBLY_(SYMMETRIC_COVER)	
0 PLC ± -	FINISH -	PRODUCT SPEC	-	SIZE	A3
1 PLC ± -		APPLICATION SPEC	-	CAGE CODE	00779
2 PLC ± -		WEIGHT	-	DRAWING NO	C-215911
3 PLC ± -		CUSTOMER DRAWING	-	RESTRICTED TO	-
4 PLC ± -				SCALE	-
ANGLES ± -				SHEET	2 OF 2
				REV	E