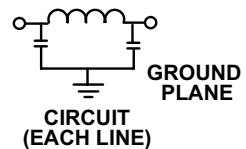
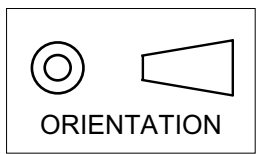
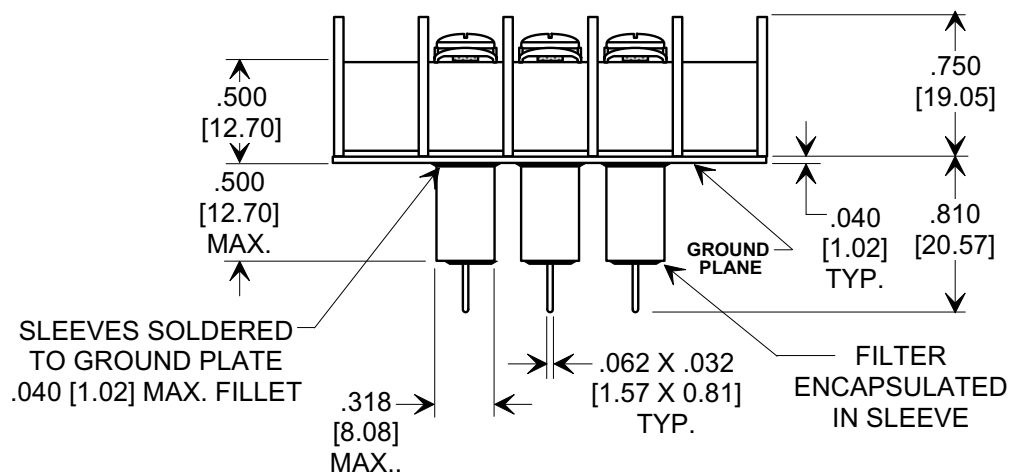
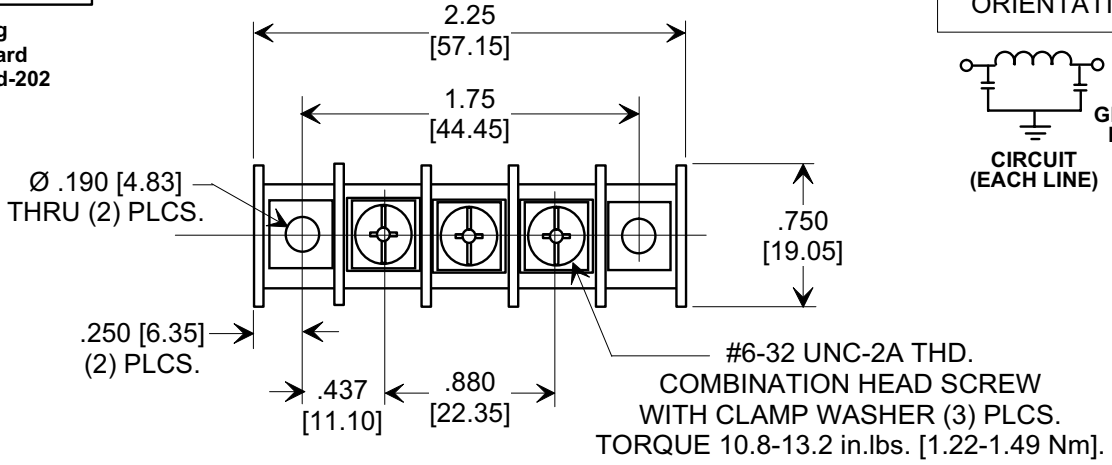


This drawing is the property of Tusonix, Inc., and may not be used, reproduced, published or disclosed to others without expressed authorization by Tusonix Inc.

MARKETING SALES DRAWING
DIMENSIONS IN INCHES - DO NOT SCALE THIS DRAWING
DIMENSIONS IN METRIC - []



Electrical Testing
 per Tusonix standard
 test plans and Mil-Std-202
 Test Methods.



NOTES:

1. TUSONIX STANDARD PART NUMBER: 7603-501N.
 TUSONIX RoHS COMPLIANT PART NUMBER: 7603-501N LF.
 CUSTOMER MUST SPECIFY STANDARD OR RoHS PART NUMBER WHEN ORDERING.
2. LEAD FINISH: MATTE TIN.
3. PLATE MATERIAL: .040" COPPER ALLOY, MATTE TIN FINISH.
4. PART MARKING: TRADEMARK, PART NUMBER, DATE CODE, AND UL RECOGNITION:
 WHITE INK. RoHS PART: GREEN INK DOT ON TOP OF GROUND PLATE AS SHOWN.
5. MAX. SOLDERING TEMPERATURE 500°F [260°C].
6. BLOCK MOUNTING: RECOMMENDED MOUNTING SCREWS
 (# 8 PAN HEAD). TORQUE 4.5-5.5 in. lbs. [0.51-0.62 Nm] MAX.
7. MOLDED MATERIAL: HIGH TEMPERATURE THERMOPLASTIC (PBT), UL RATED 94 V-0.
8. U.L. FILE NO. E201344.

Cx (pF)	WVAC -40°C TO +125°C	I _{DC}	I.R. MIN. @ 100 (VDC.)	DWV (VAC)	TYPICAL NO LOAD INSERTION LOSS (dB) @ 25°C PER MIL-STD-220			
					10 MHz	100 MHz	1 GHz	10 GHz
2000 MIN.	250	20 Amps	10 G Ω	1500	5	50	60	65

REVISION RECORD Original Release C.O. 20070713-1-01	0	TOLERANCES unless otherwise specified 2 PLC. DECIMAL ± N/A 3 PLC. DECIMAL ± .030 [0.76]	Title FILTERED TERMINAL BLOCK 3 POSITION, UL RECOGNIZED	
			ANGLES ± N/A	Drawn S.M. 07-13-07 Scale FULL
	TUSONIX TUCSON, ARIZONA		Approved T.C. 07-13-07	
	A		7603-501N	

X-2015 Rev-0